




Sauvignon Blanc SA

OVERVIEW

TOTAL AREA UNDER VINE

9 878 hectares

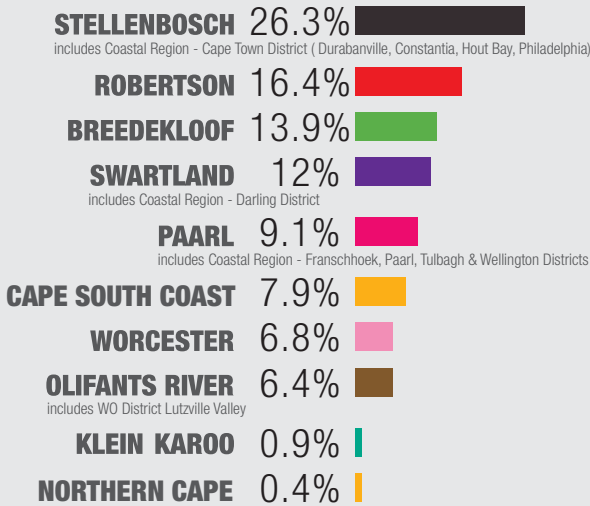


% TOTAL AREA UNDER VINE

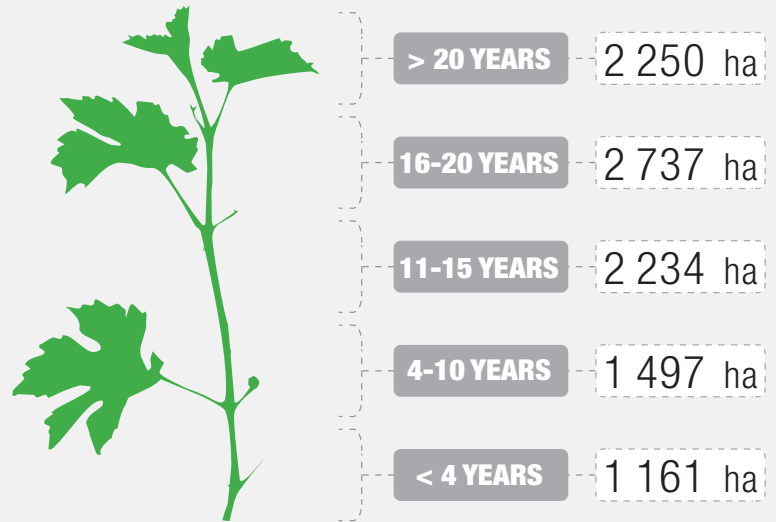
9.7 9.8 10.2 10.5 10.7 10.9
2016 2017 2018 2019 2020 2021

% SAUVIGNON BLANC IN SAWIS INFO REGIONS

For detailed Wine of Origin Regions, Districts & Wards: bit.ly/sauvblancstats



AGE DISTRIBUTION IN HECTARES (2021)



EXPORT

2002

2012

2021

	BULK	PACKAGED	TOTAL VOLUME	BULK	PACKAGED	TOTAL VOLUME	BULK	PACKAGED	TOTAL VOLUME
Belgium	4 830 305	3 486 244	8 316 549	3 679 379	4 703 165	8 382 544	7 263 314	4 526 021	11 789 336
Canada	4 945 553	3 704 178	8 649 731	13 020 734	8 719 888	21 740 622	21 825 044	7 427 492	29 252 536
Denmark	4 451 622	4 031 747	8 483 369	9 334 028	6 253 988	15 588 017	11 121 053	2 880 496	14 001 550
Germany	7 094 340	9 511 567	16 605 907	61 813 249	17 403 257	79 216 506	55 798 674	11 915 284	67 713 958
Sweden		5 239 586	5 239 586	11 253 253	22 411 174	33 664 427	6 182 587	10 788 409	16 970 996
Netherlands	8 229 842	29 183 925	37 413 767	6 966 141	15 787 649	22 753 790	2 659 170	15 198 134	17 857 304
USA	444 890	5 005 041	5 449 931	14 504 576	10 090 310	24 594 887	33 147 116	9 714 416	42 861 532
UK	21 549 838	80 179 914	101 729 752	61 841 036	33 318 180	95 159 216	60 042 301	33 819 710	93 862 011
							GRAND TOTAL		57 198 392

