




Sauvignon Blanc SA

OVERVIEW

TOTAL AREA UNDER VINE

9 831 hectares



% TOTAL AREA UNDER VINE

9.4 9.7 9.8 10.2 10.5 10.7
2015 2016 2017 2018 2019 2020

% SAUVIGNON BLANC IN SAWIS INFO REGIONS

For detailed Wine of Origin Regions, Districts & Wards: bit.ly/sauvblancstats

STELLENBOSCH 26.7%
includes Coastal Region - Cape Town District (Durbanville, Constantia, Hout Bay, Philadelphia)

ROBERTSON 16.5%

BREEDEKLOOF 13.5%

SWARTLAND 11.9%
includes Coastal Region - Darling District

PAARL 9.2%
includes Coastal Region - Franschhoek, Paarl, Tulbagh & Wellington Districts

CAPE SOUTH COAST 7.9%


WORCESTER 6.8%

OLIFANTS RIVER 6.2%
includes WO District Lutzville Valley

KLEIN KAROO 0.9%

NORTHERN CAPE 0.4%

AGE DISTRIBUTION IN HECTARES (2020)



> 20 YEARS 2 128 ha

16-20 YEARS 2 316 ha

11-15 YEARS 2 684 ha

4-10 YEARS 1 508 ha

< 4 YEARS 1 197 ha

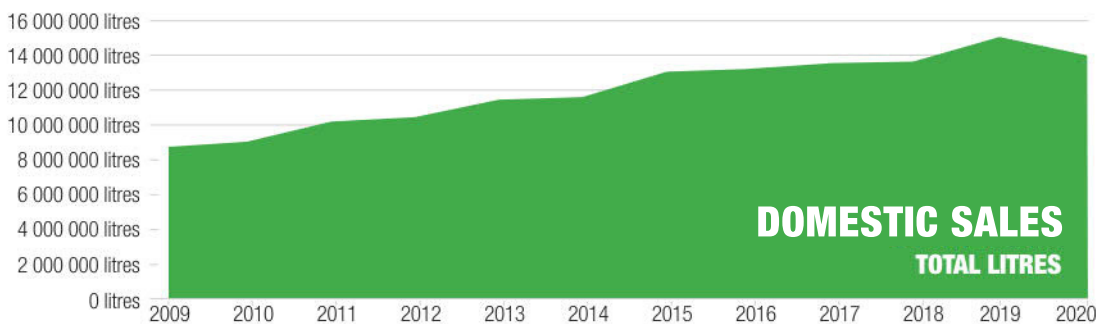
EXPORT

2000

2010

2020

	LITRES	PACKAGED	BULK	TOTAL VOLUME	PACKAGED	BULK	TOTAL VOLUME	PACKAGED	BULK	TOTAL VOLUME
Belgium		119 921	365 000	484 921	217 688	373 630	591 318	97 621	422 440	520 061
Denmark		49 086	0	49 086	256 179	0	256 179	84 660	263 800	348 460
Germany		608 735	24 145	632 880	3 101 210	825 582	3 926 792	2 759 345	4 939 212	7 698 557
France		34 265	671 190	705 455	78 255	222 173	300 428	18 303	300 080	318 383
Canada		270 510	191 000	461 510	2 004 795	1 749 720	3 754 515	1 284 910	2 013 320	3 298 230
Netherlands		1 195 142	25 000	1 220 142	1 564 671	125 772	1 690 443	1 618 174	106 965	1 725 139
Sweden		362 556	0	362 556	724 932	0	724 932	1 037 114	169 540	1 206 654
UK		2 013 600	0	2 013 600	4 177 163	822 773	4 999 936	7 333 643	11 804 092	19 137 735
USA		195 566	25 381	220 947	1 635 523	0	1 635 523	1 410 856	647 780	2 058 636
								GRAND TOTAL		36 311 855



DOMESTIC SALES
TOTAL LITRES

